

ANAPHYLAXIS

SIGNS & SYMPTOMS

Symptoms are highly variable. Maybe one or more of the following:

- Difficulty/noisy breathing.
- Swelling of face and tongue.
- Swelling/tightness in throat.
- Persistent dizziness.
- Loss of consciousness/collapse.
- Difficulty talking/hoarse voice.
- Wheeze or persistent cough.
- Pale and floppy (in young children).
- Abdominal pain and vomiting.
- Hives, welts and body redness.
- Signs of envenomation.

HAZARD = TRIGGERS

Certain foods. Insect stings. Tick bites. Certain medications. Latex. Exercise etc.

RISK = LIFE-THREATENING

Airway, breathing and circulatory problems. Unconscious. Cardiac arrest.



EpiPen® Autoinjector
Junior and Adult

Get someone to call 000, obtain action plan/s and autoinjector/s.

Don't allow to stand or walk.

Remove allergen i.e. flick out stings (Do not remove ticks, kill them where they are e.g. use permethrin cream or an ether-containing spray).

Use the correct sized autoinjector as per instructions.

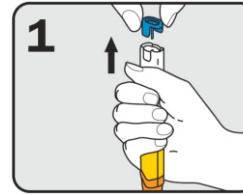
Give more adrenaline if no response after 5 minutes.

If breathing stops, CPR.

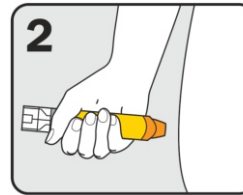
Give oxygen or asthma medication if required.

HOW TO USE THE EPIPEN® AUTOINJECTOR

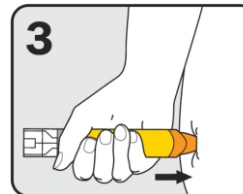
(available in adult and junior sizes).



Form a fist around EpiPen® and PULL OFF THE BLUE SAFETY RELEASE.



PLACE THE ORANGE END against the outer mid-thigh (with or without clothing).



PUSH DOWN HARD until a click is heard or felt and hold in place for 3 seconds. Remove the EpiPen®.

**Ensure Safety
for Self and Others**

FOLLOW ASCIA ACTION PLAN

or FIRST AID PLAN
or these steps.

REMOVE ALLERGEN

Or move away, to prevent further exposure.

LAY THE CASUALTY FLAT

If breathing is difficult, allow to sit, but keep still.

USE AUTOINJECTOR

Check contents and follow label instructions.

**Call the Ambulance
on Triple Zero (000)**

MONITOR CLOSELY

Give another dose if condition doesn't improve after 5 minutes.